







HILLVIEW SENIOR MEN'S GOLF LEAGUE																
NEXT LUNCHEON JUNE 18										39th SEASON						
MEMBERS		ROUND 4 TEE-TIME LIST SCHEDULED NINE	ROUND 3 RESULTS ---- 5/21/25				HISTORY									
					Points over Old Quota		Points Scored		Won in 2025 **	Old Quota	Minimum Point Score***	Average Point Score****	Last 3 Scores Adjstd Pts Recent-->			
			New Quota*	Assigned Flight			Front	Back					3	2	1	
						WINNERS			\$0	6	5	5.0	5	4	7	
ADEY	DAVE		6	B					\$0						8	4
AMERAULT	BOB	Front					5		\$0	7	6	6.0	6	7	6	
ANGELO	JOHN	Back	7	B	-2				\$0							
ANNAIAN	ROBERT	Front	2	D	EVEN		2	\$0	2	1	1.3	2	2	2		
ARMSTRONG	TOM	Front	8	B	-6		2	\$40	8	7	5.9	10	7	7		
ASSINI	RON	Front	6	C	EVEN		6	\$0	6	5	4.7	7	5	6		
BARBOSA	RICHARD	Back	3	D			DQ3	\$0	3	2	1.7	2	2	4		
BARLETTA	JOE	Front	3	D				\$0	3	2	2.2	3	3	3		
BARRASSO	ED	Front						2	\$0						2	
BARRY	DAVID	Back	7	B	-1		6	\$0	7	6	5.1	6	8	6		
BARRY	GREG	Front	6	B				5	\$0		5.0	7	3	5		
BASTIANI	TONY	Front	3	D					\$0	3	2	2.6	4	2	2	
BATTLES	RICHARD	Front	6	B	+1	B Back \$20		7	\$60	6	5	4.9	6	8	7	
BEAUCAIRE	JIM	Front							\$0					4	1	
BEAUPRE	RONALD	Back	6	C	-6		0	\$0	6	5	4.3	5	8	5		
BEIGHLEY	JAMES	Back	3	D	-1		2	\$0	3	2	2.7	2	4	2		
BENTLEY	ROBERT	Front	9	A	-3			7	\$0	10	9	9.8	9	9	9	
BERRY	BILL	Back	4	D					\$20	4	3	1.9	2	3	6	
BERTETTI	DAVE	Front	3	D	-2			1	\$10	3	2	1.3	5	2	2	
BESSONE	CARLO	Front	6	C	+1	C Back \$10		7	\$10	6	5	4.8	6	5	7	
BISHOP	DAVID	Back	7	B			6	\$0			6.7	6	8	6		
BLACKWOOD	BRIAN	Back	4	D					\$0	4	3	2.6	3	2	5	
BLEIR	KEVIN	Front							\$0						2	
BONGIOVANNI	ANTHONY	Front	5	D			DQ5	\$0	5	4	1.7	9	4	4		
BONO	JACK	Front						9	\$0					3	9	
BOOTH	WALTER	Back	4	C	EVEN	C Front \$40	4		\$50	4	3	3.7	5	5	4	
BOTELHO	ARTHUR	Back	6	C					\$20	6	5	3.4	3	3	8	
BOYCE	BOB	Back	6	B	-5		2		\$0	7	6	5.6	7	6	6	
BROWN	LARRY	Front	4	D	-2			2	\$10	4	3	2.9	6	3	3	
BROWN	RICHARD	Back	6	C					\$0	6	5	4.5	4	4	8	
BUCKLEY	JIM	Back	6	C	-4		2		\$0	6	5	4.5	5	7	5	
BURKE	ED	Front	10	A	-3			7	\$10	10	9	8.7	11	10	9	
BURKE	HANK	Front	10	A	+1			10	\$0	9	8	9.4	9	8	10	
BURKE	JOE	Front	7	C	-3			4	\$40	7	6	3.5	11	6	6	
BUTCHER	SIMON		8	B					\$0	8	7	6.3	9	8	7	
CALVERT	IAN	Back	11	A	+4	A Front \$40	13		\$40	9	8	8.4	10	8	13	
CANNON	JERRY	Back	3	D	+1	D Front \$40	4		\$40	3	2	2.7	3	3	4	
CAPOZZI	DAN	Back	9	A					\$0	9	8	7.5	7	7	11	
CARDOZA	PAT	Back	4	D	-2		2		\$0	4	3	2.3	2	6	3	
CARUCCI	CHARLES	Front	3	C					\$0	3	2	3.2	2	2	2	
CATANZANO	PAUL	Back	7	B	EVEN		7		\$0	7	6	5.7	7	9	7	
CAVALLARO	SEB	Back	6	C	-5		1		\$0	6	5	3.8	4	9	5	
CHAISSON	ALEX	Front	4	C				4	\$0			3.0	2	3	4	
CIACCIA	TOM	Front	5	C	-3			2	\$0	5	4	3.5	6	4	4	
CIULLA	GUS	Front	7	C					\$20	7	6	4.0	6	9	7	
COCCHIARO	TONY	Front	8	C	+6	C Back \$40		11	\$80	5	4	4.4	6	6	11	
COLEMAN	FRANCIS	Back	5	C			DQ3		\$0	5	4	4.5	5	5	6	

HILLVIEW SENIOR MEN'S GOLF LEAGUE																
NEXT LUNCHEON JUNE 18										39th SEASON						
MEMBERS		ROUND 4 TEE-TIME LIST SCHEDULED NINE	ROUND 3 RESULTS ---- 5/21/25					HISTORY								
					Points over Old Quota		Points Scored		Won in 2025 **	Old Quota	Minimum Point Score***	Average Point Score****	Last 3 Scores Adjstd Pts Recent->			
			New Quota*	Assigned Flight			Front	Back					Recent->			
COLLINS	BILL	Front	5	C	-1			6	\$0	7	6	4.7	6	6	6	
CONSTANTINE	PETER	Front	4	C	-2			2	\$0	4	3	4.1	4	4	3	
COSTELLO	PETER	Back	9	A	EVEN		9		\$0	9	8	9.8	9	9	9	
CRANNEL	JON	Back	9	A	-3		6		\$0	9	8	7.8	9	10	8	
CRAWFORD	JOHN	Front						5	\$0					6	5	
CREIGHTON	BOB	Back	10	A	-1	C Front \$10	9		\$10	10	9	9.8	11	9	9	
CUOZZO	BOB	Back	4	C	-1		3		\$20	4	3	3.7	3	4	3	
CURRAN	DAVE	Front	4	D	-1			3	\$0	4	3	2.8	6	3	3	
D'ENTREMONT	ROGER	Front	3	D					\$0	3	2	2.1	2	2	4	
DASCOLI	ERNIE	Front	10	A	+3		A Back \$10		12	\$10	9	8	7.9	8	8	12
DEHART	DON		6	B		D Back \$20			\$0	6	5	5.2	6	5	6	
DENARO	PAUL	Front	3	D	+1			3	\$20	2	1	2.1	1	1	3	
DEVOE	ARMAND	Front	2	D	EVEN			2	\$10	2	1	1.9	3	3	2	
DILIEGRO	TOM	Back	3	D	-1		2		\$0	3	2	2.8	2	4	2	
DINSMORE	FRANK	Back	14	A	-2		12		\$0	14	13	13.2	14	13	13	
DORSEY	PAUL	Front	6	C	-1		5	\$0	6	5	4.6	7	5	5		
DOUCETTE	ROBERT	Back					5		\$0					8	5	
EMMA	SAL	Front	2	D			DQ5		\$0	2	1	1.5	2	2	1	
ETHIER	JAMIE	Front	8	A				5	\$0			6.0	10	3	5	
FAY	STEVE	Front	2	D	EVEN		2		\$0	2	1	1.8	2	2	2	
FERRARO	FRANK	Back	6	B	EVEN		6		\$0	6	5	5.4	4	7	6	
FEYRE	TOM	Front	9	A				10	\$0			7.7	6	7	10	
FILOSI	JOHN	Front	11	A	-2		9		\$10	11	10	9.8	13	10	10	
FISHER	WAYNE	Back	7	B					\$0	7	6	6.4	7	7	8	
FITZGERALD	DAVE	Back	8	B	EVEN		8		\$0	8	7	6.4	6	9	8	
FITZGERALD	RAY	Back	4	D	-4		0		\$0	4	3	2.3	2	6	3	
FLYNN	JIM	Front	7	B	-6			1	\$10	7	6	5.6	8	6	6	
FORD	JOHN	Back	3	D			0		\$0			1.3	0	4	0	
FRANZOSA	PAT	Back	5	C					\$0	5	4	3.2	3	3	7	
FULLERTON	PAUL	Back	10	A					\$0	10	9	9.2	11	9	9	
GILARDI	LOU		6	C					\$0	6	5	4.7	7	5	5	
GIRARD	BUD	Back	9	A	+1	A Front \$10	10		\$20	9	8	8.1	10	8	10	
GOULD	DAVE	Back	7	A	EVEN	B Front \$20	7		\$0	7	6	6.6	7	7	7	
GRANEY	JOHN	Front	3	D					\$10	3	2	2.1	3	3	4	
GRANNAN	BILL	Back	8	C			DQ3		\$20	8	7	4.3	4	8	11	
GREEN	TIM	Back	8	B	+2		10		\$30	8	7	5.4	6	10	10	
GUNDRUM	ED	Back	7	B	-3		4		\$0	7	6	6.1	7	7	6	
HAGER	GARY	Front	2	D	-1			1	\$0	2	1	1.2	3	1	1	
HAHN	TERRY	Front	5	C	-2			3	\$0	5	4	3.4	6	4	4	
HARVEY	DON	Front	7	B					\$0	7	6	6.6	7	6	6	
HENDERSON	RON	Back	5	C	-1	C Front \$10	4		\$10	5	4	4.7	4	5	4	
HOBBY	HARRIE	Back	7	B					\$40	7	6	5.0	5	4	9	
HOOD	CHET	Back	2	D					\$0	2	1	0.9	1	1	4	
HOYT	GREGORY	Back	14	A	-4		10		\$10	14	13	11.7	12	17	13	
HUNT	DAVID	Front	6	C	-1			5		\$0	6	5	4.4	8	5	5
HUNT	STEVEN	Front								\$0				8	12	
JENSEN	RICHARD	Back	8	A	-3		5		\$0	8	7	7.0	8	9	7	
JEZOWSKI	JIM	Front	6	C	-3			3	\$0	6	5	4.0	7	5	5	

HILLVIEW SENIOR MEN'S GOLF LEAGUE															
<div><div></div><div><div>NEXT LUNCHEON JUNE 18</div><div>39th SEASON</div></div><div></div></div>															
MEMBERS		ROUND 4 TEE-TIME LIST SCHEDULED NINE	ROUND 3 RESULTS ---- 5/21/25					HISTORY							
					Points over Old Quota		Points Scored		Won in 2025 **	Old Quota	Minimum Point Score***	Average Point Score****	Last 3 Scores Adjstd Pts		
			New Quota*	Assigned Flight			Front	Back					Recent->		
JOSEPHSON	BILL	Back	5	C	-1	C Front \$10	4		\$50	5	4	3.1	4	6	4
KAES	OTTO	Front	7	A	-3			5	\$0	8	7	6.6	8	8	7
KASPZAK	KENNETH	Back	4	D					\$10	4	3	2.1	2	4	5
KLOCKOW	DENNIS	Front	2	D					\$0	2	1	1.2	1	1	3
KWIATKOWSKI	CHESTER A	Front	8	A	EVEN			8	\$0	8	7	7.2	9	8	8
LAMONTAGNE	HENRY	Back	6	B					\$0	6	5	5.4	7	5	5
LANKOWSKI	JAN	Front	2	D	EVEN			2	\$10	2	1	1.3	2	3	2
LAQUIDARA	PETER	Back	8	A	+1		A Front \$10	9	\$10	8	7	7.1	7	9	9
LARSON	GEORGE	Front	10	A					\$0	10	9	8.9	11	10	9
LASCOLA	MATT	Front	11	A	-2			9	\$40	11	10	8.3	8	13	10
LINEHAN	JEFF	Back	6	B	-6		0	\$0	6	5	5.5	6	7	5	
LOCKE	CHARLES	Front	6	B	-1		5	\$10	6	5	5.0	5	7	5	
LOGSDON	PHIL	Front	5	D	-1		4	\$80	5	4	2.5	6	7	4	
LONGO	ERNIE	Back	6	B	-3		3	\$0	6	5	5.3	6	6	5	
MACARTHUR	KEN		4	C				\$0	4	3	3.4	4	4	3	
MACDONALD	JOHN	Back	11	A		C Front \$10		\$0	11	10	9.3	10	11	12	
MACDONALD	LEONARD	Back	5	C	-1		4	\$10	5	4	3.6	5	7	4	
MACISAAC	DAN	Back	4	D	-4		0	\$0	4	3	2.3	1	5	3	
MAGUIRE	CHARLES	Back	6	B	-2		4	\$0	6	5	5.6	6	6	5	
MAILLET	GARY	Back	4	C			3	\$0			3.7	3	5	3	
MARCHESE	JAMES		2	D				\$0	2	1	1.4	2	1	1	
MARRIER	PAUL	Back	10	A				\$0	10	9	9.6	10	10	11	
MAZUR	DAVE		4	C				\$0	4	3	3.7	5	5	5	
MCCORMICK	JOHN		6	B				\$0	6	5	5.8	5	5	6	
MCKALLAGAT	SHAWN	Front	7	B	EVEN			7	\$10	7	6	6.1	8	6	7
MCQUILKIN	JACK	Back	6	C	-3		3	\$0	6	5	3.3	4	8	5	
MERCURI	RAYMOND	Back	7	B	-4		3	\$0	7	6	5.0	7	8	6	
MERKEL	DAVID	Back	8	A				\$0	8	7	6.8	8	6	9	
MILOTTE	ROBERT	Front	4	D	+1	D Back \$20		5	\$20	4	3	3.1	4	4	5
MULCAHY	BILL	Back	8	A	EVEN		8	\$0	8	7	7.2	7	8	8	
MURPHY	JAMES	Back	9	A	EVEN		9	\$0	9	8	8.0	8	9	9	
MURPHY	WILLIAM	Back	2	D	EVEN	D Front \$10	2	\$10	2	1	1.1	1	1	2	
NESTOR	PETER	Front	5	B				\$0	5	4	5.1	5	5	5	
NICHOLS	KEVIN	Back	11	A	+1	A Front \$10	12	\$10	11	10	10.4	11	12	12	
NICIEWSKY	ROSS	Back	8	B	+2	B Front \$20	10	\$20	8	7	5.9	7	7	10	
NOBLE	FRANK	Front	3	D	EVEN		3	\$0	3	2	2.3	4	3	3	
NORTON	ANDY	Front	4	D	+1	D Back \$20		5	\$20	4	3	2.5	5	3	5
NYE	RAYMOND		6	C				\$0	6	5	4.9	5	5	8	
O'CONNELL	ROC	Back	7	A	-1		6	\$0	7	6	6.9	8	8	6	
O'KEEFE	RON	Back	7	B			DQ3	\$10	7	6	5.1	7	7	9	
OLIVER	SCOTT	Front	11	A			5	\$0			9.7	11	13	5	
PANTALEO	JACK	Back	4	C			3	\$0			3.7	3	5	3	
PAONE	FRANK	Back	4	C			5	\$0			3.7	1	5	5	
PENNY	AL	Back	7	B				\$0	7	6	6.0	7	7	6	
PETERS	REGGIE	Front	5	C	-4			1	\$0	5	4	3.1	6	4	4
PITHIS	STEVEN	Front	7	A	+1			8	\$0	7	6	6.8	7	7	8
POORE	LARRY	Back	7	B	-1			6	\$0	7	6	6.4	8	8	6
POPP	HAROLD	Back	8	A	-5		3	\$0	8	7	7.6	8	9	7	
PORTER	GLENN	Front	6	B	EVEN		6	\$0	6	5	5.8	6	5	6	

HILLVIEW SENIOR MEN'S GOLF LEAGUE																
NEXT LUNCHEON JUNE 18										39th SEASON						
MEMBERS		ROUND 4 TEE-TIME LIST SCHEDULED NINE	ROUND 3 RESULTS ---- 5/21/25					HISTORY								
					Points over Old Quota		Points Scored		Won in 2025 **	Old Quota	Minimum Point Score***	Average Point Score****	Last 3 Scores Adjstd Pts			
			New Quota*	Assigned Flight			Front	Back					Recent->			
QUIMBY	FRANK	Back	9	A	-4	B Back \$20	5		\$40	9	8	6.8	6	12	8	
QUINN	PHIL	Front	6	C	-1			5	\$0	6	5	4.8	8	5	5	
REED	DOUG								\$0							
REGO	RICHARD	Back	6	B	-3			5	\$0	8	7	5.2	7	7	7	
REND	FRANK	Front						DQ5	\$0					4	1	
RIESENBERG	DON	Front	7	B					8	\$0			6.3	8	3	8
RODENHISER	AL	Back	6	C	-5			1	\$0	6	5	4.6	4	7	5	
ROSS	GEORGE	Back	9	B	EVEN			9	\$40	9	8	6.4	11	11	9	
SANTOSUOSSO	FREDDY	Front	6	B					\$0	6	5	5.1	7	7	5	
SAVAGEAU	RONALD		0	D					\$0	0	0	0.6	0	0	0	
SCANLON	LEO	Back	6	B		A Back \$10	5		\$0			5.3	5	6	5	
SEREVITCH	JAMES	Front	11	A	-2			9	\$40	11	10	7.1	14	10	10	
SHAW	JOHN		2	D					\$0	2	1	1.9	2	3	2	
SIMMONS	GARY	Front	6	B	+1				\$20	6	5	5.3	6	6	7	
SMITH	ED	Back	12	A	-3		A Back \$40	10	\$40	13	12	9.8	15	12	12	
SMITH	PAUL	Front	4	C	-3				2	\$0	5	4	4.1	4	4	4
SNOW	GEORGE	Front	9	A						\$0	9	8	7.7	11	8	8
STACK	GEORGE	Back	5	C						\$0	5	4	4.9	5	4	5
STRANDBERG	ROBERT	Front	8	A	-3				5	\$10	8	7	7.6	7	9	7
STRATTON	RICHARD	Front	7	B						\$0	7	6	5.6	8	6	6
SULLIVAN	BILL	Front	12	A	-1			11	\$0	12	11	10.2	10	13	11	
SULLIVAN	DANIEL	Front	8	A	+3			10	\$10	7	6	6.9	8	7	10	
SWANSON	CARL								\$0							
TALBOT	WALTER	Back	2	D	-2	D Front \$10		0	\$0	2	1	1.7	1	3	1	
TAMMARO	FRANK	Front	5	C	-1			4	\$0	5	4	4.6	5	5	4	
TAYLOR	JAMES	Front	12	A	+5			15	\$40	10	9	8.9	12	10	15	
TRICCA	CARL	Back	5	C	-2			3	\$0	5	4	4.3	6	4	4	
TRUITT	DON	Back	7	B	-2			5	\$10	7	6	5.9	8	9	6	
TSAKOS	NICK	Front	6	B	EVEN				\$0	6	5	5.5	7	7	6	
WALDEN	GEORGE	Back	5	C	-3			2	\$10	5	4	3.6	5	7	4	
WALL	FRANK	Front	7	B	-3				\$0	7	6	5.2	8	7	6	
WALSH	TOM	Back	6	A	EVEN			6	\$0	6	5	6.6	6	6	6	
WARD	CHARLES	Back	5	C					\$0	5	4	4.9	6	4	4	
WEINER	LAWRENCE	Back	2	D	EVEN		2	\$10	2	1	0.5	3	1	2		
WILLIAMS	BOB	Front	6	B				\$0			5.7	6	6	5		
WITT	FRANK	Front	2	D	-1			1	\$0	2	1	0.5	3	1	1	
YOUNG	COLIN	Back						7	\$0					8	7	
									\$0							
									\$0							

ROUND 3		SCHEDULED ON		NEW MEMBERS	
PLAYED FRONT NINE	68	FRONT NINE	82	TOTAL MEMBERS	25
PLAYED BACK NINE	65	BACK NINE	86		181
TOTAL PLAYERS	133	UNSCHEDULED	13	RAINOUT or OPEN DATE	0

WHITE TEE MEMBERS	52
GOLD TEE MEMBERS	129

AVERAGE QUOTA	6.1
APS OVERALL	5.0

*NEW QUOTA = AVG(HGHST of LAST 3 SCRS + AVG PNT SCR)
*FEWER THAN THREE SCORES - NO QUOTA
**WINNINGS CAPPED AFTER MEMBER WINS \$155 OR MORE
***MINIMUM POINT SCORE = OLD QUOTA MINUS 1
****AVG PNT SCR - CUMULATIVE SINCE SEASON START
LAST SEASON'S VALUE UNTIL 4 ROUNDS ARE PLAYED

DQ = DISQUALIFIED	NEW QUOTA	ASSIGNED FLIGHT	WINNERS TO DATE	54	GOLF PRIZES TO DATE	63
-------------------	-----------	-----------------	-----------------	----	---------------------	----

TEE CHOSEN FOR SEASON	WHITE				MUST PLAY FROM WHITE TEES					YOU MUST PLAY YOUR TEE EVEN IF OTHERS IN GROUP PLAY OTHER TEE
	GOLD				MUST PLAY FROM GOLD TEES					

DQ1 Wrong Nine DQ2 Wrong Tee DQ3 Wrong Scorecard Side DQ4 No Full Last Names DQ5 No Date or Signature DQ6 Other
--

IF OTHERS ARE WAITING

AND NO POINTS ARE

POSSIBLE, PLEASE PICK UP



ROUND 3 WINNERS		
★ ★ ★ ★ ★	FRONT NINE	BACK NINE
	18 MEMBERS PLAYED +4 WON \$40 +1 WON \$10 IAN CALVERT \$40 BUD GIRARD \$10 PETER LAQUIDARA \$10 KEVIN NICHOLS \$10	17 MEMBERS PLAYED +5 WON \$40 +3 WON \$10 ERNIE DASCOLI \$10 DANIEL SULLIVAN \$10 JAMES TAYLOR \$40
★ ★ ★ ★ ★ <u>FLIGHT A</u> 42 MEMBERS		
★ ★ ★ ★ ★	20 MEMBERS PLAYED +2 WON \$20 TIM GREEN \$20 ROSS NICIEWSKY \$20	12 MEMBERS PLAYED +1 WON \$20 RICHARD BATTLES \$20 GARY SIMMONS \$20
★ ★ ★ ★ ★ <u>FLIGHT B</u> 44 MEMBERS		
★ ★ ★ ★ ★	17 MEMBERS PLAYED EVEN WON \$40 -1 WON \$10 WALTER BOOTH \$40 BOB CUOZZO \$10 RON HENDERSON \$10 BILL JOSEPHSON \$10 LEONARD MACDONALD \$10	16 MEMBERS PLAYED +6 WON \$40 +1 WON \$10 CARLO BESSONE \$10 TONY COCCHIARO \$40
★ ★ ★ ★ ★ <u>FLIGHT C</u> 44 MEMBERS		
★ ★ ★ ★ ★	11 MEMBERS PLAYED +1 WON \$40 EVEN WON \$10 JERRY CANNON \$40 WILLIAM MURPHY \$10 LAWRENCE WEINER \$10	16 MEMBERS PLAYED +1 WON \$20 PAUL DENARO \$20 ROBERT MILOTTE \$20 ANDY NORTON \$20
★ ★ ★ ★ ★ <u>FLIGHT D</u> 39 MEMBERS		
★ ★ ★ ★ ★	MAY 21, 2025	39th SEASON
★ ★ ★ ★ ★	149 OUT OF 181 MEMBERS PLAYED >=50% OF ROUNDS	
★ ★ ★ ★ ★	32% (54) OF MEMBERS WON 63 GOLF PRIZES	



IF OTHERS ARE WAITING
AND NO POINTS ARE
POSSIBLE, PLEASE PICK UP



LEAGUE STATISTICS
AFTER 3 ROUNDS OF PLAY

TABLE 1
2025 SEASON - RESULTS AFTER 3 ROUNDS OF PLAY

	Number of Players		Percent		\$	\$	\$ Won	\$ Won		Over	Percent
	Members (New)	Average	Winners	Winners	Allocated	Won	per	per	Max	"Limit"	Attendance
							Member	Winner	\$ Won		
Flight A	42 (3)	36	16	38%	\$342	\$350	\$8	\$22	\$40	0	87%
Flight B	44 (5)	35	12	27%	\$342	\$300	\$7	\$25	\$60	0	80%
Flight C	44 (4)	34	12	27%	\$342	\$340	\$8	\$28	\$80	0	78%
Flight D	39 (1)	28	14	36%	\$342	\$280	\$7	\$20	\$80	0	73%
Total	169 (13)	134	54	32%	\$1,368	\$1,270	\$8	\$24	\$80	0	78%

TABLE 2

AVERAGE POINTS SCORED OVER QUOTA
Running Average Round 3
-0.63 -1.25

TABLE 3

AVERAGE QUOTA
Before Play After Play
6.14 6.15

CHART 1 - NUMBERS IN FLIGHTS
Overall Members per Flight - Blue Line

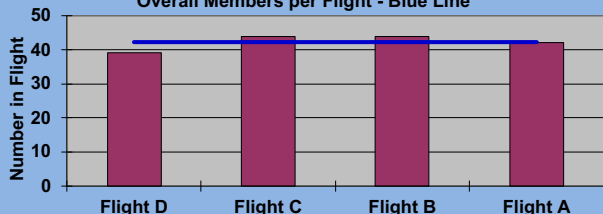


CHART 2 - AVERAGE POINT SCORE DISTRIBUTION

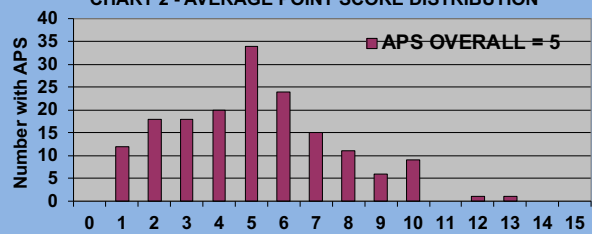


CHART 3 - WINNINGS BY FLIGHT
Overall Average - Blue Line

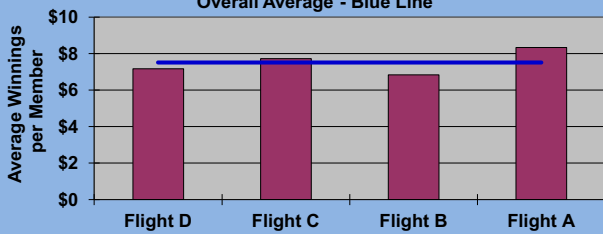


CHART 4 - WINNINGS BY AVERAGE POINT SCORE
Overall Average - Blue Line

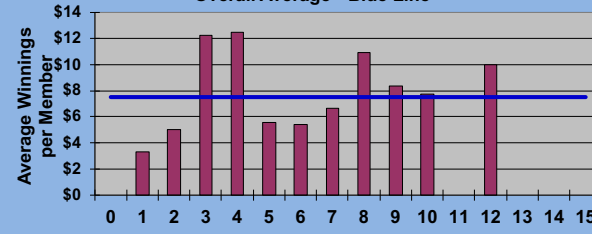


CHART 5 - PERCENT WINNERS BY FLIGHT
Overall Percent - Blue Line

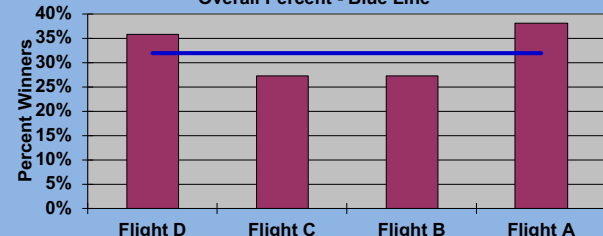
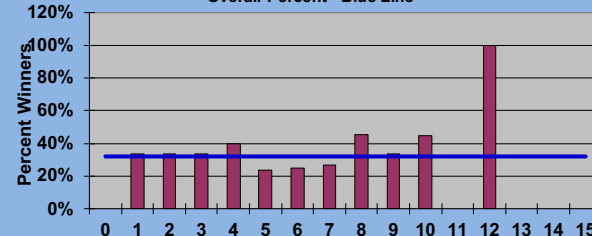


CHART 6 - PERCENT WINNERS BY AVERAGE POINT SCORE
Overall Percent - Blue Line





IF OTHERS ARE WAITING

AND NO POINTS ARE

POSSIBLE, PLEASE PICK UP



GOLD AND WHITE TEES COMPARISON

AFTER 3 ROUNDS OF PLAY

TABLE 4
2025 SEASON - RESULTS AFTER 3 ROUNDS OF PLAY

	Number of Members Who Play From		\$ Won			\$ Won per Member		Number of Winners		Percent Winners		Max \$ Won	
	Gold Tees	White Tees	Gold Tees	White Tees		Gold Tees	White Tees	Gold Tees	White Tees	Gold Tees	White Tees	Gold Tees	White Tees
Flight A	27	15	\$220	\$130		\$8	\$9	9	7	33%	47%	\$40	\$40
Flight B	30	14	\$230	\$70		\$8	\$5	8	4	27%	29%	\$60	\$40
Flight C	33	11	\$260	\$80		\$8	\$7	9	3	27%	27%	\$80	\$40
Flight D	34	5	\$260	\$20		\$8	\$4	13	1	38%	20%	\$80	\$20
Total	124	45	\$970	\$300		\$8	\$7	39	15	31%	33%	\$80	\$40

AVERAGE POINTS SCORED OVER QUOTA

TABLE 5	Gold Tees	White Tees
	-1.20	-1.40

AVERAGE QUOTA

TABLE 6	Gold Tees	White Tees
	5.84	7.00

CHART 7 - NUMBERS IN FLIGHTS
Overall Members per Flight - Blue Line

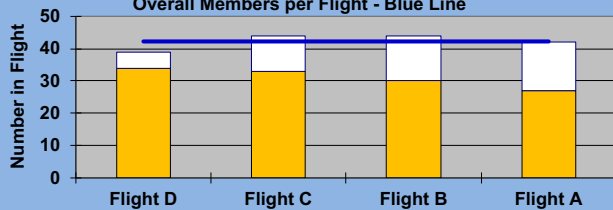


CHART 8 - AVERAGE POINT SCORE DISTRIBUTION
Gold Tee and White Tee Members

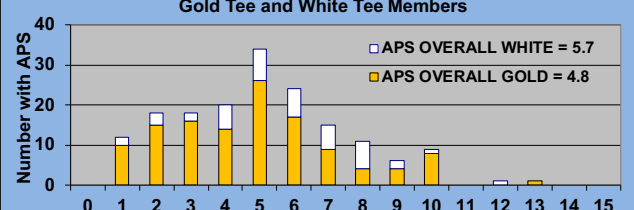


CHART 9 - WINNINGS BY FLIGHT
Average Winnings - Blue (Overall), Gold and White Lines

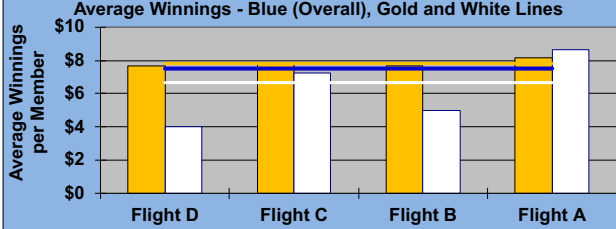


CHART 10 - WINNINGS BY AVERAGE POINT SCORE
Average Winnings - Blue (Overall), Gold and White Lines

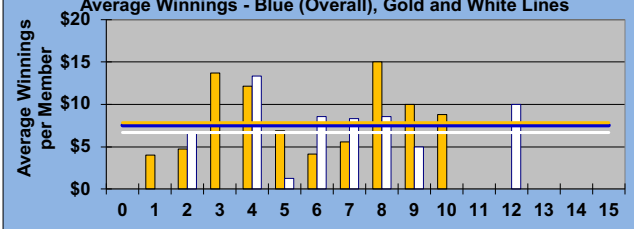


CHART 11 - PERCENT WINNERS BY FLIGHT
Avg Prcnt Winners- Blue (Overall), Gold and White Lines

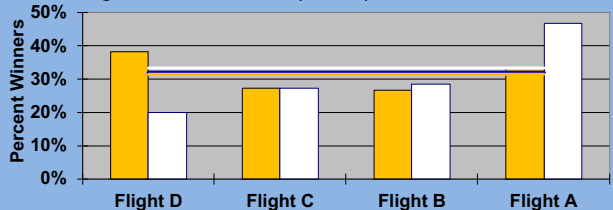
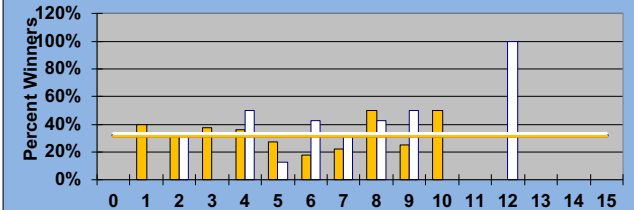


CHART 12 - PERCENT WINNERS BY AVERAGE POINT SCORE
Avg Prcnt Winners - Blue (Overall), Gold and White Lines

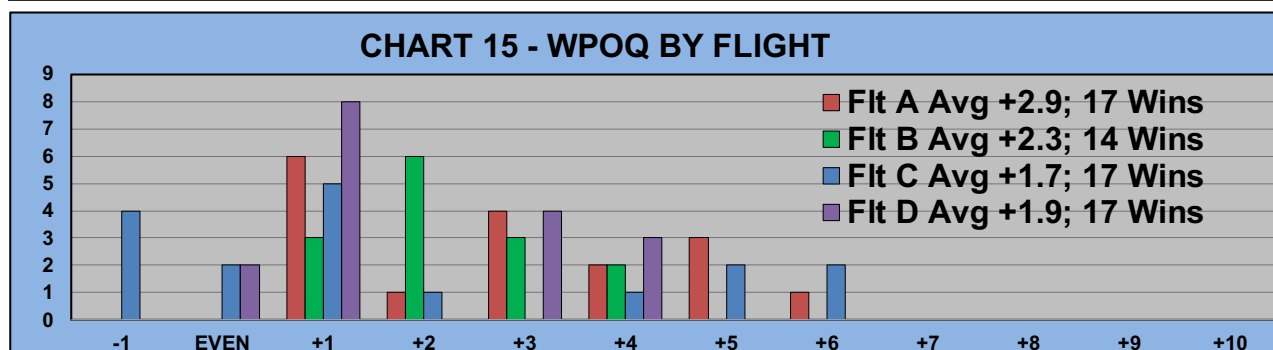
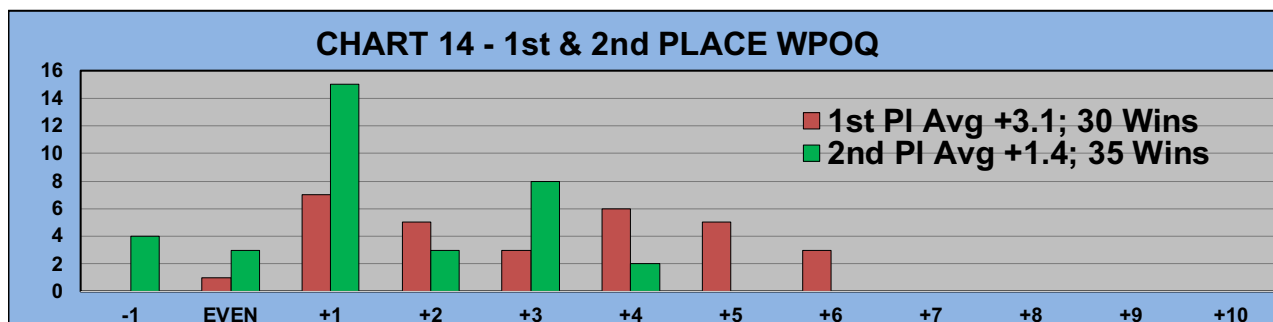
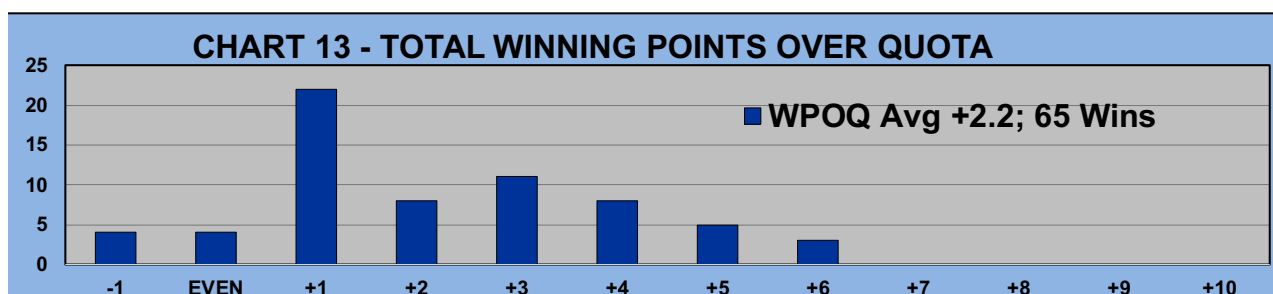





WINNING POINTS OVER QUOTA (WPOQ)



AFTER 3 ROUNDS OF PLAY





WINNING POINTS OVER QUOTA (WPOQ)



AFTER 3 ROUNDS OF PLAY

